


# JIG VGZ 45°

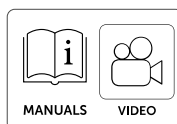
## TEMPLATE FOR 45° SCREW CONNECTIONS

- Its shape allows an easy and fast screwing of any type of screw with a precise inclination of 45°
- Thanks to the markings, many typical timber construction connections, both single and double, can easily be made without wasting time on long measurements




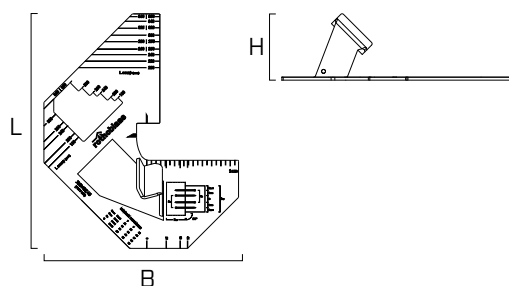
### VIDEO

Scan the QR Code and watch the video on our YouTube channel



### CODES AND DIMENSIONS

CODE	B [mm]	L [mm]	H [mm]	B [in]	L [in]	s [in]	pcs
JIGVGZ45	210	253	67	8 1/4	9 15/16	2 5/8	1



### MATERIAL

The template is made of 3 mm stainless steel and is therefore a long-lasting accessory.

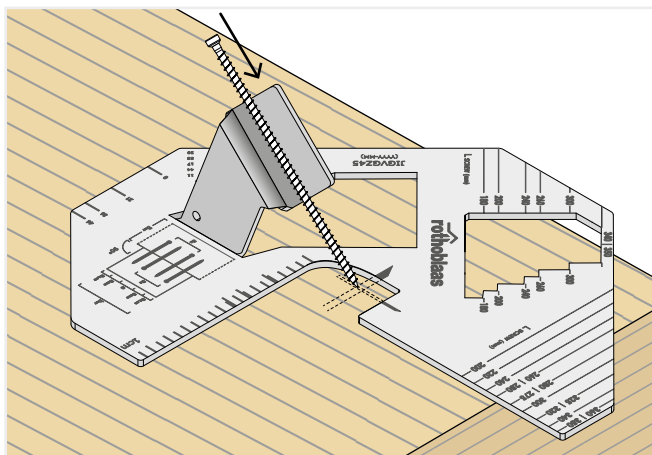
### FIELDS OF USE

Timber-to-timber joints at 45° for beams and floors

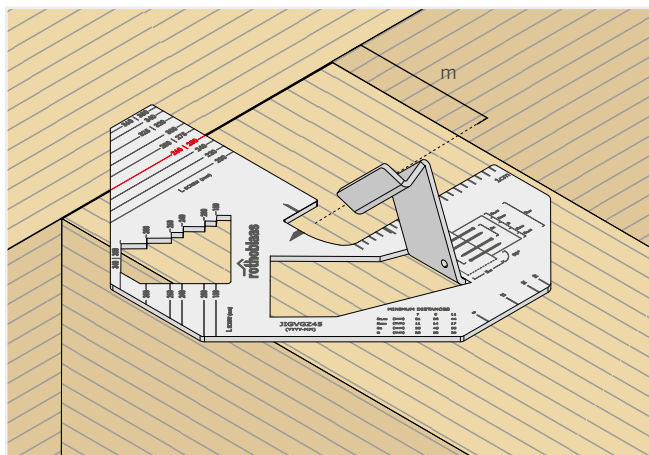
- solid timber
- CLT and LVL
- CTC screw, timber-to-concrete

## INSTRUCTIONS FOR ASSEMBLY

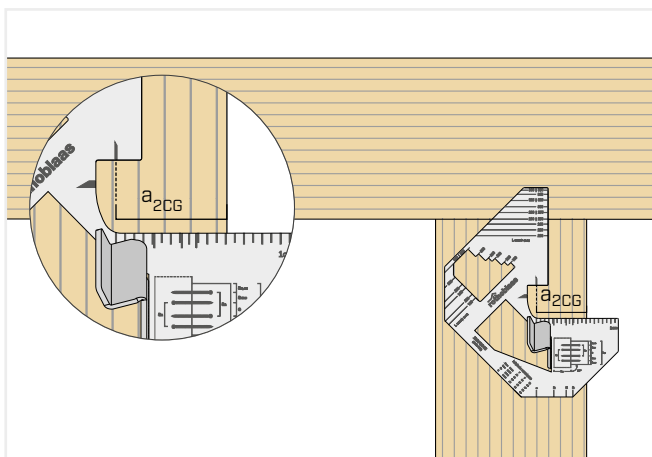
### SCREW TIP POSITION



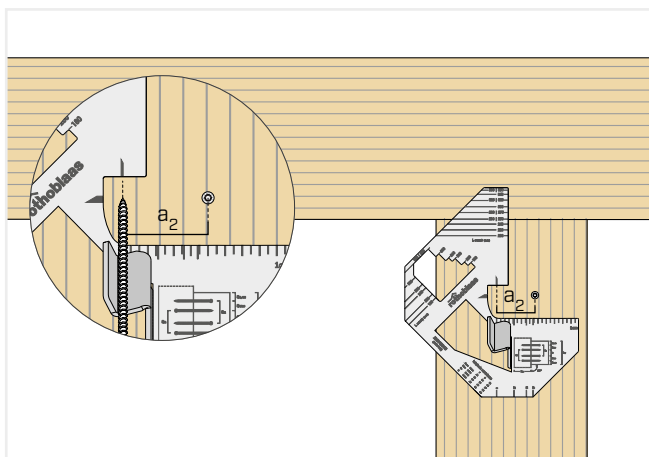
### MAIN-BEAM-SECONDARY BEAM JOINT



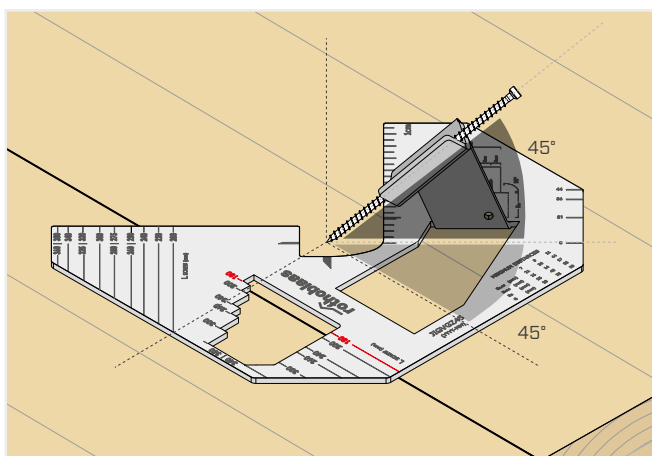
### MINIMUM DISTANCE FROM THE EDGE



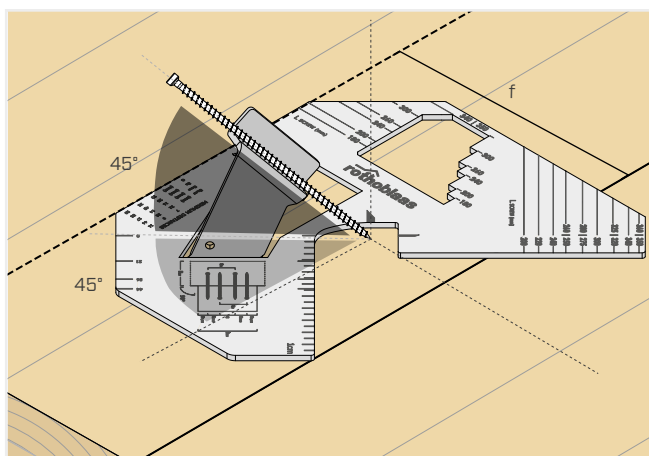
### MINIMUM DISTANCES BETWEEN THE SCREWS



### FLOOR-TO-FLOOR JOINT 45° + 45° TO THE RIGHT



### FLOOR-TO-FLOOR JOINT 45° + 45° TO THE LEFT



#### NOTES:

For further information on the use of the template, refer to the assembly instructions available at [www.rothoblaas.com](http://www.rothoblaas.com).