

GRAPHIT FOAM

TWO-COMPONENT FIREPROOF POLYURETHANE FOAM SUPPLEMENTED WITH GRAPHITE

EXPANSIVE

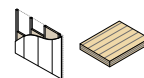
The foam is made from a two-component intumescent polyurethane polymer that can expand up to 3 to 5 times its original volume. Graphite aids the foam's expansion, both during application and when exposed to fire.

VERSATILE

Easily seals small cracks and openings, maximising the performance of other complementary products. Ideal for crossings with multiple penetrating elements.

RAPID

Easy and immediate application, it moulds directly on pipes, bends and fittings. It solidifies very quickly.



CODES AND DIMENSIONS

CODE	content [ml]	content [US fl oz]	
GRAPHFOAM	330	11,16	10



FIELDS OF APPLICATION

- electrical cables and corrugated tubes in cable tray
- combustible pipes
- insulated and non-insulated metal pipes
- multilayer pipes, possibly bundled
- mixed penetrations

TECHNICAL DATA

Properties	value	USC units
Free expansion (20°C / 68°F)	3-5:1	-
Reaction time	10 sec	-
Tack free time	30 sec	-
Fire resistance rating on CLT wall/floor ⁽¹⁾	EI120	-
Cutting time 23 °C/50% RH ⁽²⁾	1 min	-
Application temperature	10 / 35 °C	50 / 95 °F
Storage temperature ⁽³⁾	5 / 35 °C	41 / 95 °F

⁽¹⁾EN 1366-3 standard. For full details and tested configurations, please refer to the manual or contact our technical department for updates on new tests.

⁽²⁾The data expressed may vary depending on the thickness of the product applied and the specific installation conditions: temperature, humidity, ventilation, absorptivity of the substrate.

⁽³⁾Store the product in vertical in a dry, covered location for no more than 12 months. Check the expiry date on the cartridge.


 Waste classification (2014/955/EU): 08 04 10.

RECOMMENDATIONS FOR INSTALLATION




- 1 Screw the mixer onto the cartridge and place it in the dispensing gun
- 2 Apply the product until the opening is completely covered, complying with the thickness indicated in the technical specifications
- 3 Do not interrupt extrusion for longer than 5 seconds to prevent rapid hardening of the material in the mixer
- 4 Once it hardens, remove any excess material, cutting it away with a cutter

RELATED PRODUCTS



PANEL
page 340



UNICOLLUM
page 326



SACCUS
page 334



MAMMOTH DOUBLE
page 400